


► **Float Sensor**

FS8- 35 M / N Series



ABS



PVDF



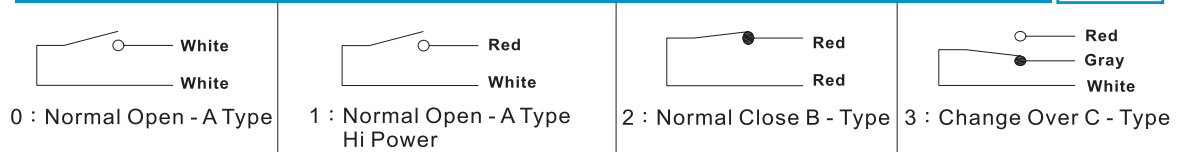
PP

► **Switch Specifications of 35M / N Series**

Characteristics	Contact Type	Unit	(0) Normal Open	(1) High Power	(2) Normal Close	(3) Change Over
· Switched Power (max)		W	10	70	5	5
· Switched Voltage DC (max)		V	200	200	175	175
· Switched Voltage AC,RMS value (max)		V	---	250	125	125
· Switched Current DC (max)		mA	500	1000	400	400
· Switched Current AC,RMS value (max)		mA	---	1000	280	280
· Contact Resistance (initial max)		mΩ	80	90	140	140
· Insulation Resistance (min)		MΩ	10 ³	10 ⁶	10 ³	10 ³
· Operate Time -		ms	0.5	0.35	1.0	1.0
· Operating ambient		°C	-40 ~70	-55~70	-55 ~70	-55 ~70

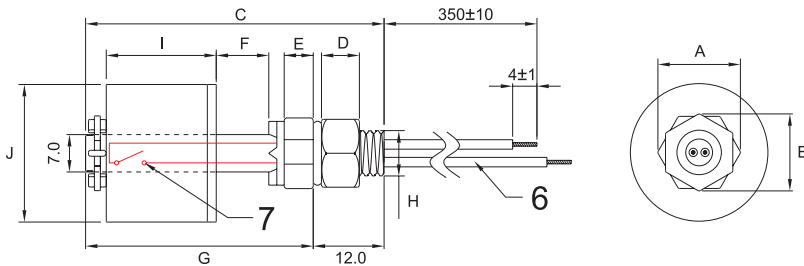
► **Switch Types**

Table 1



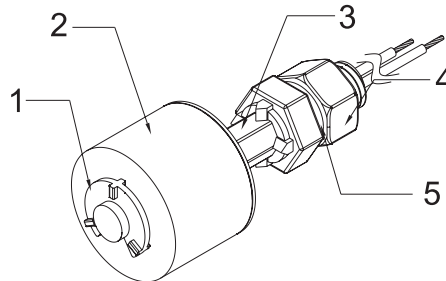
► **Dimensions**

Unit : mm Tolerance ±0.5



► **Structure**

1. C Ring
2. Float
3. Body
4. Nut
5. Waterproof spacer
6. Wire
7. Reed Switch



► **Body Dimensions**

Series	M	N
A	13.9	17.5
B	12.8	17.5
C	50.0	49.0
D	6.4	7.9
E	4.8	4.0
F	9.0	8.7
G	38.0	37.0
H	Ø7.5	Ø9.2

► **Float Dimensions**

Series	Material	AB	PF	PPP	PPH
I		18.5	18.3	16.5	18.5
J		23.1	22.6	21.6	22.6

► **Thread Gauge**

Table 2

Gauge	Series	M	N
Nonstandard M8		•	—
Nonstandard NPT 1/8		—	•

► **Plastic Properties**

Table 3

Material	Property	Float Specific gravity	Water absorption	Rockwell Hardness	Izod impact strength	Heat distorti temperatures
PPH \ PPP		0.52 \ 0.68	1.4 % (ASTM D955)	97 R Scale (ASTM D785)	3.5 Kg-Cm/Cm (ASTM D256)	98 °C (ASTM D648)
PVDF		0.92	---	80 D (ISO 868)	120 J/m (ISO 180)	108 °C (ISO 75)
ABS		0.69	0.3-0.6 % (ASTM D955)	102 R Scale (ASTM D785)	40Kg-Cm/Cm (ASTM D256)	87 °C (ASTM D648)
Test Conditions		---	---	—	23°C(73°F)	18.6kg/cm ² (264 psi)

► **Wire Specifications**

Table 4

Material	Series	Description	Diagram
PVC or Teflon	Normal	Tinned leads	
PVC or Teflon	Cont	Customization	

► **Ordering Information**

A Complete part number is represented by the digits below :

FS8-35 - X X - XX X - XX XX

① ② ③ ④

- ① : Switch Type - Table 1 (0,1,2,3)
- ② : Thread Gauge - Table 2 (M,N)
- ③ : Material - Table 3 (AB=ABS;PP=PP;PF=PVDF)
- ④ : Wire Specifications - Table 4 -Material(PV=PVC ; TF=Teflon)
-Series(NO= Normal ; CN=Cont)

Float Material :
P=PPP ; H=PPH
(P:Solid ; H:Hollow)

☆☆☆ **The wires are not aligned at the end** ☆☆☆